

Theme: Penguins

Date: January 12, 2021

Hello StrongStart friends,

Today's email is put together by Ms. Natalya (from Nightingale).

Have you ever met a person who didn't think penguins are cute? I certainly have not. They are adorable! There are many types of penguins. Here is a short video from Kids Academy that highlights some interesting facts about our friends that waddle - <https://youtu.be/IAJB-dKTAQM>



Now, let's make some penguin crafts. I'll show you two ways - Footprint Penguins or Handprint Penguins!



Footprint Penguins

Materials:

- black and orange/yellow construction paper
- optional: black paint
- white felt or paper

- googly eyes, pompoms, pipe cleaners, snowflake stickers, cotton balls
- scissors and glue

Instructions:

- Trace your footprints or stamp your feet into paint and make an imprint.
- Once it dries, decorate your penguin with two flippers, googly eyes, scarves and maybe some earmuffs!
- You can also decorate the background with snowflakes and cotton balls.

Handprint Penguins

Materials:

- black, white, orange construction paper
- googly eyes
- scissors and glue
- white pompoms, snowflake stickers or white glitter

Instructions:

- Cut out some white felt/paper to make a wavy pattern for the snow on the ground.
- Trace and cut your child's handprints. Glue it to the paper.
- Decorate your penguins by adding a round white piece for the belly, some googly eyes, and a small folded diamond for the beak.
- Decorate the background with snowflake stickers, glitter or white paint!

Now that our crafts are done, let's move like penguins! Did you know that penguins love to jump and surf? They are super playful and love to have fun. Check out this cute video of Penguin Playtime - <https://kids.nationalgeographic.com/videos/party-animals/#/784524867990>



You can try to move like penguins at home too! Cut out some irregular shapes from white cardstock. Tape them to the floor or use on a carpeted area. Have your child pretend to be a penguin and jump from one "iceberg" to the next!

All this movement makes a penguin hungry! Here's a simple "Bananguin" snack that will give you lots of energy.



Ingredients:

- ripe bananas
- half cup of semi-sweet chocolate chips
- optional - candy eyes, orange candy pieces (like Smarties)

Instructions:

- Peel the bananas and gently dunk into half melted chocolate chips.
- Place your candy eyes and candy beak on the melted chocolate.
- For the feet, drizzle a little dollop at the base.
- Put in the freezer/fridge for the chocolate to harden.

After our snack, let's sing a song about penguins (to the tune of Five Little Ducks) with Ms. Natalya - <https://youtu.be/NNsKezjM5hQ>

Five little penguins standing in a row (hold up five fingers).


Five little penguins standing in the snow.

Brrr, it's cold! I cannot stay (hug yourself and shiver).

And one little penguin waddled away (waddle in place).

*Repeat by counting down to zero

To finish off this email, let's read a book called "Little Penguin Lost" by Tracey Corderoy and Gavin Scott - <https://youtu.be/MxrMO8xGmVo>



If you have older children and looking for more things to do, check out this penguin themed counting activity (see attached PDF). Print out the templates and grab some goldfish snacks! Can you feed the penguin the number of fish it is asking for?



Vancouver Public Library has Facebook Live Storytimes, Zoom Babytimes and Virtual Storytime on YouTube.

- Facebook: www.facebook.com/vancouverpubliclibrary
- YouTube: www.youtube.com/user/vancouverlibrary
- For schedules: www.vpl.bibliocommons.com/events

Thank you for downloading this free printable activity! I'm so excited to be able to share my Modern Preschool ideas with you!

I count on followers visiting this site to be able to continue to provide free printables and resources. Please share the link to the post {not the pdf file} with your friends who may also love to use these printable activities. Remember that each printable activity is intended only for individual use at home or in your personal classroom.

While you're here, take a minute to check out our other learn through play activities, sensory play ideas, learning centers, move and learn ideas, and more!

Sign-up for our free email list to be notified when our newest free printable activities are available!

Happy learning!



☺ Nicole

www.modernpreschool.com

Follow Modern Preschool on Facebook, Instagram, Pinterest, Google+, and Twitter!

CLIPART CREDIT:







©Modern Preschool



©Modern Preschool

