

WELCOME TO KINDERGARTEN




VSB

Book: Wildlife 123

TALK

- On each page, count the number of animals in the picture as well as the ones inside the frame. Encourage children to use their observation skills to look for the animals that are partly shown.
- Look at all the different animals in the book. Talk about the different characteristics of the animals. For example, ask what colours they are, how many legs they have and what sound they make. Information on each animal is at the end of the book.
- Use the magnetic letters to find the first letter of each animal's name.

READ



- **The Wildlife 123** by Jan Thornhill: <https://youtu.be/oioAnPgAEcg>
- **Count to 10 with a Mouse** by Margaret Wise Brown: <https://youtu.be/vknVIC9e8LQ>
- **Look Whooo's Counting** by Suse MacDonald: https://youtu.be/Se_uvftHKAw

SING

- **The Animal Boogie** by Fred Penner https://www.youtube.com/watch?v=25_u1GzruQM
- **Learn to Count – Animal Song:** https://www.youtube.com/watch?v=kAk2TwwYU_I

PLAY

- Use loose parts materials for early math skills.
 1. Gather rocks, leaves, pinecones, buttons, etc.
 2. Place magnetic numbers in a bag/box.
 3. Pull out a number from the bag/box, and count out items to correspond with the number chosen.



- Use loose parts materials or nature items to make different numbers.
 1. Take pictures of each number and make your own number book.



- Use your imagination and set up scenes to play with different animals.
 1. Find materials on a neighbourhood walk, like branches, leaves and rocks.
 2. Use your imagination to create scenes for the animals.
 3. Play with your child. For example, you can make different animal sounds or create an animal story.

