




WELCOME TO KINDERGARTEN






Magnetic Letters and Numbers

TALK

- Recognition of letters is an important first step for reading and writing. Children need to know letter names, as well as letter sounds, before they can put them into words and learn how to read.
- Recognition of numbers supports the development of other number skills, such as counting.
- Here are some activities you can do with the magnetic letters and numbers:
 1. **Matching** – match letters/numbers to the charts.
 2. **Sorting** – Sort the magnetic sets by uppercase letters, lowercase letters, numbers, colors, shapes (e.g. round letters/numbers, straight edge letters/numbers)
 3. **Sounds** – Talk about the different sounds each letter makes. Encourage your child to think of other words that start with the same sounds.



READ



- **Canada ABC** by Paul Covello – <https://youtu.be/F2K0KbmlFaw>
- **Chicka Chicka Boom Boom** by Bill Martin Jr. and John Archambault - <https://youtu.be/Y3qTeyZxrJA>
- **Canada 123** by Kim Bellefontaine and illustrated by Per Henrik Gurth - https://youtu.be/oEwGdTPv_9Y

SING

- **Yoga Alphabet** by Bari Koral - <https://youtu.be/O0Bb5T2-b1A>
- **ABC Song for Children (Phonics and Alphabet)** by the Kiboomers - <https://youtu.be/nKYCy4ZNBpU>
- **ABC Song** by KIDspace Studios - <https://youtu.be/CFPkGfvMcOc>

PLAY

- **Playdough** – Playdough is an excellent sensory experience for children. For a playdough recipe, check out the playdough section.
 - Make letters and numbers to match the ones on the chart.
 - Make letters in your child’s or family member’s names.
- **Household Items** – Using familiar objects in the home will promote the learning of letters and numbers, and reinforce their recognition of these concepts.
 - Match letters and numbers to things you find in your house. (eg. books, calendars, cereal boxes, magazines, etc.)

