

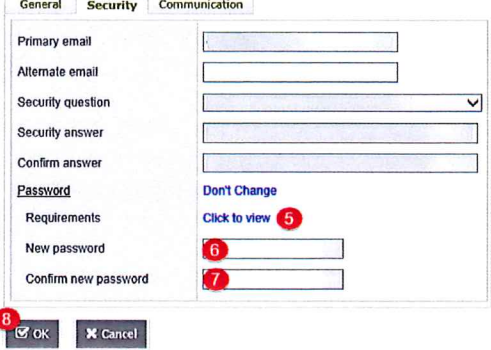





Changing your Password

<ol style="list-style-type: none">1. Click on the account name drop down menu in the upper-right of the window2. Click on Set Preferences	
<ol style="list-style-type: none">3. Click on the Security top tab4. Click on the Change hyperlink	
<ol style="list-style-type: none">5. Click on the Click to view hyperlink to see password requirements6. Enter the new password7. Re-enter the new password8. Click the OK button	
<ol style="list-style-type: none">9. Enter your current password10. Click the Save button	
<div style="background-color: yellow; padding: 10px; border: 1px solid black;"><p style="text-align: center;">Password Requirements</p><ul style="list-style-type: none">• Minimum length is 8• At least one number• At least one capital and lowercase letter• At least one symbol that isn't a letter or number• Can't contain 'password', login name, first name, middle name, last name, date of birth, personal id, or only sequential letters or numbers</div>	

