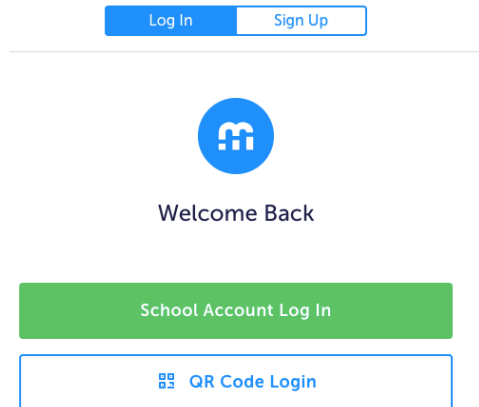
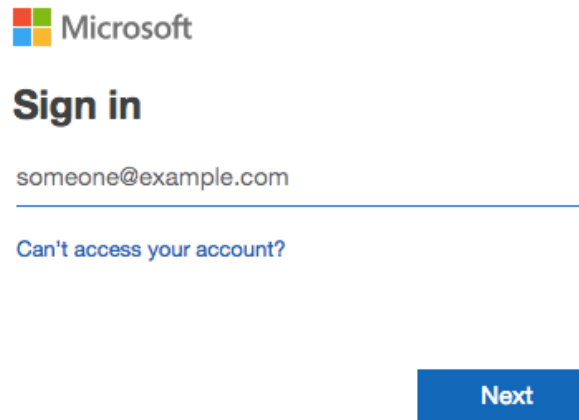


STEP-BY-STEP GUIDE FOR SIGNING ONTO MY BLUEPRINT

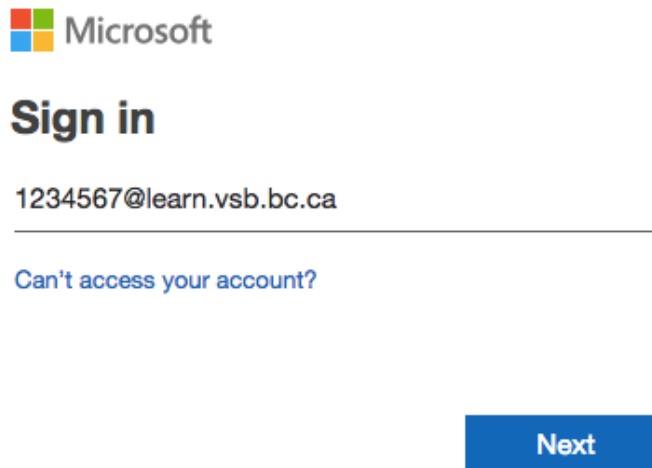
1. From your web browser, type the address www.myblueprint.ca/sd39



2. Click the “log in” tab at the top, and then click “school account log in below. It will take you to a Microsoft sign-in page like below:



3. Now, type in your VSB student account sign-in; that is, #####@learn.vsb.bc.ca (where the ##### is your student number). Click “next”



- If you have NEVER been on My Blueprint, enter “student” (no upper-case letters) as your password. Click “next.” It will prompt you to a welcome page. Choose Templeton Secondary School. Click “continue”

Welcome
Sign up to access myBlueprint and start planning your future today.

School

Templeton Secondary

Continue

- For first-time registering students, you have to choose the type of account and enter your grade. Choose “student” and your current grade level. Then click “continue.”

Welcome
Select your account type below

Student

Teacher

Counsellor/Admin

Family

What grade are you in?

7 8 9 10 11 12

Continue

- You will be prompted to choose the language you will use, your school once again. You also have to check the box for the terms of use and privacy policy. Click “continue” and you are set!

Account Info

Language

English French

Please select the school you currently attend:

Templeton Secondary

I agree to the [Terms of Use](#) and [Privacy Policy](#)

Continue

You need to create your myBlueprint student account by **Friday, January 18.**