

## NOTICE OF MEETING

Vancouver School Board  
Secretary-Treasurer's Office  
December 30, 2016

### Committee I

#### Notice of Meeting

A meeting of the **Management Co-ordinating (Committee I)** will be held in Room # **180** of the Education Centre, 1580 West Broadway, Vancouver, British Columbia, on

**Wednesday, January 4, 2017 at 5:00 pm**

Dianne Turner, Official Trustee  
Isabella Preite, Student Trustee

John Lewis, Acting Superintendent  
Guy Bonnefoy, Interim Secretary-Treasurer

District Management  
Staff:

Nancy Brennan  
Murray Doucette  
Catherine Jamieson  
Magdalena Kassis  
Brian Kuhn  
Lisa Landry

Jim Meschino  
David Nelson  
Julie Pearce  
Ellen Roberts  
Scott Robinson  
Rob Schindel

Reps:

Rory Brown, VSTA  
Chloe McKnight, VESTA  
Leann Buteau, VASSA  
Selma Smith, VEPVPA  
Gerhard Maynard, PASA  
Nathan Wilkes, DPAC  
Tim Chester, IUOE  
Perpetua Siglos, CUPE 15  
Ken Chohanik, Trades  
Brent Boyd, CUPE 407  
Jessica Zhang, VDSC

Alt:

Joanne Sutherland  
Ranjit Bains, VASSA  
John Cortens, VEPVPA  
Doug McClary, PASA  
Shaun Kalley, DPAC  
Tim DeVivo, IUOE  
TBD, CUPE 15  
Raymond Szczecinski, Trades

Others:

Secretary-Treasurer's Office  
District Parents  
Chris Allen  
Lynda Bonvillain  
Kathie Currie, CUPE 15

Ed. Centre Engineers  
Rentals  
Cafeteria  
Elaine McKay  
Gail Johnson, CUPE 15

# COMMITTEE MEETING

**COMMITTEE I – MANAGEMENT CO-ORDINATING**  
**Wednesday, January 4, 2017 at 5:00 pm**  
**Room 180, VSB Education Centre**

## AGENDA

### Delegations

### Presenters

### Items Requiring Board Actions / Motions

### Reports for Trustees' Information

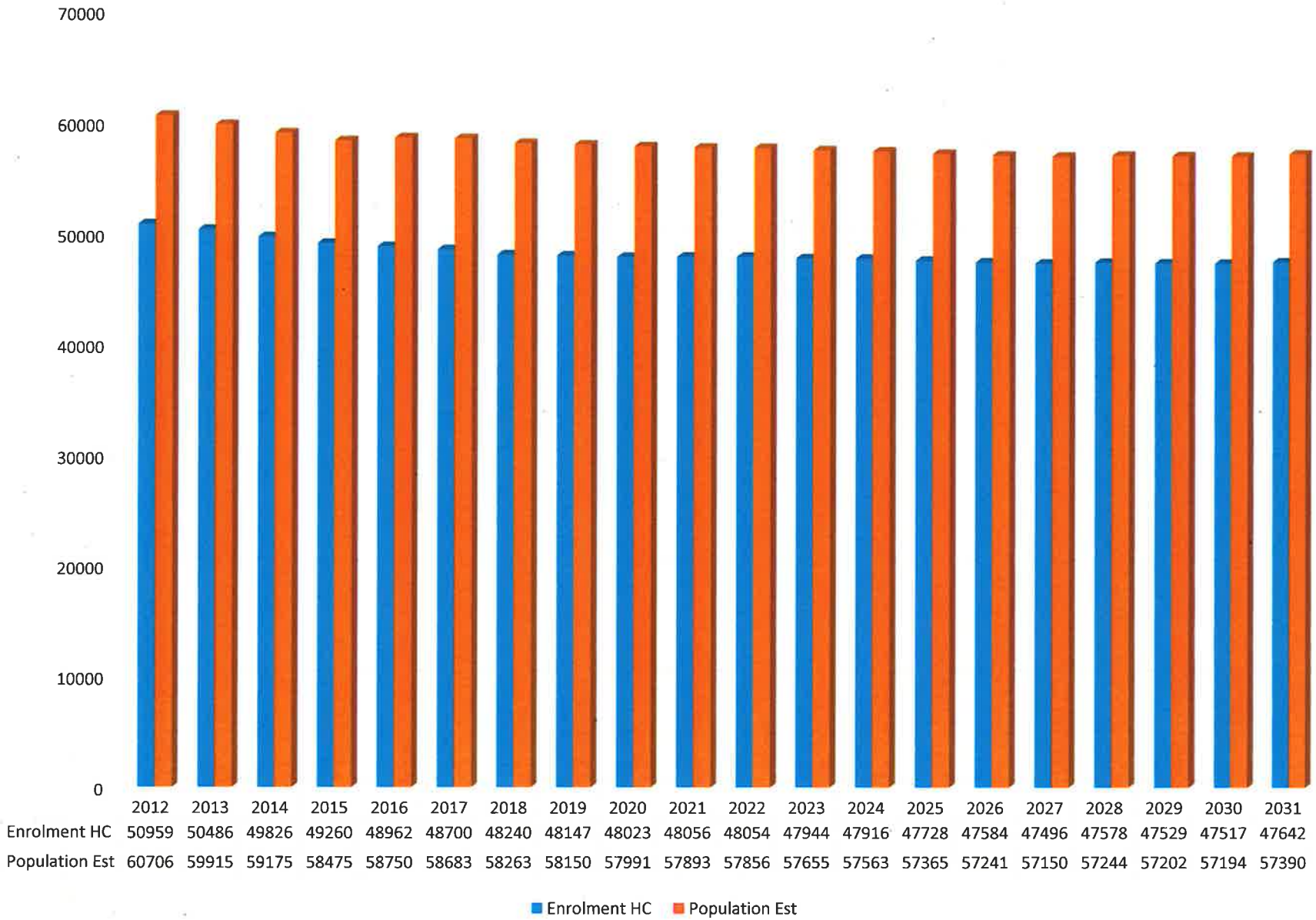
- |                                                                                                                             |              |
|-----------------------------------------------------------------------------------------------------------------------------|--------------|
| 1. Enrolment Report:<br>Regular, Vancouver Learning Network (VLN), and<br>International Education (PowerPoint Presentation) | John Dawson  |
| 2. Adult Education Enrolment Report                                                                                         | Rob Schindel |

### Agenda Item Requests

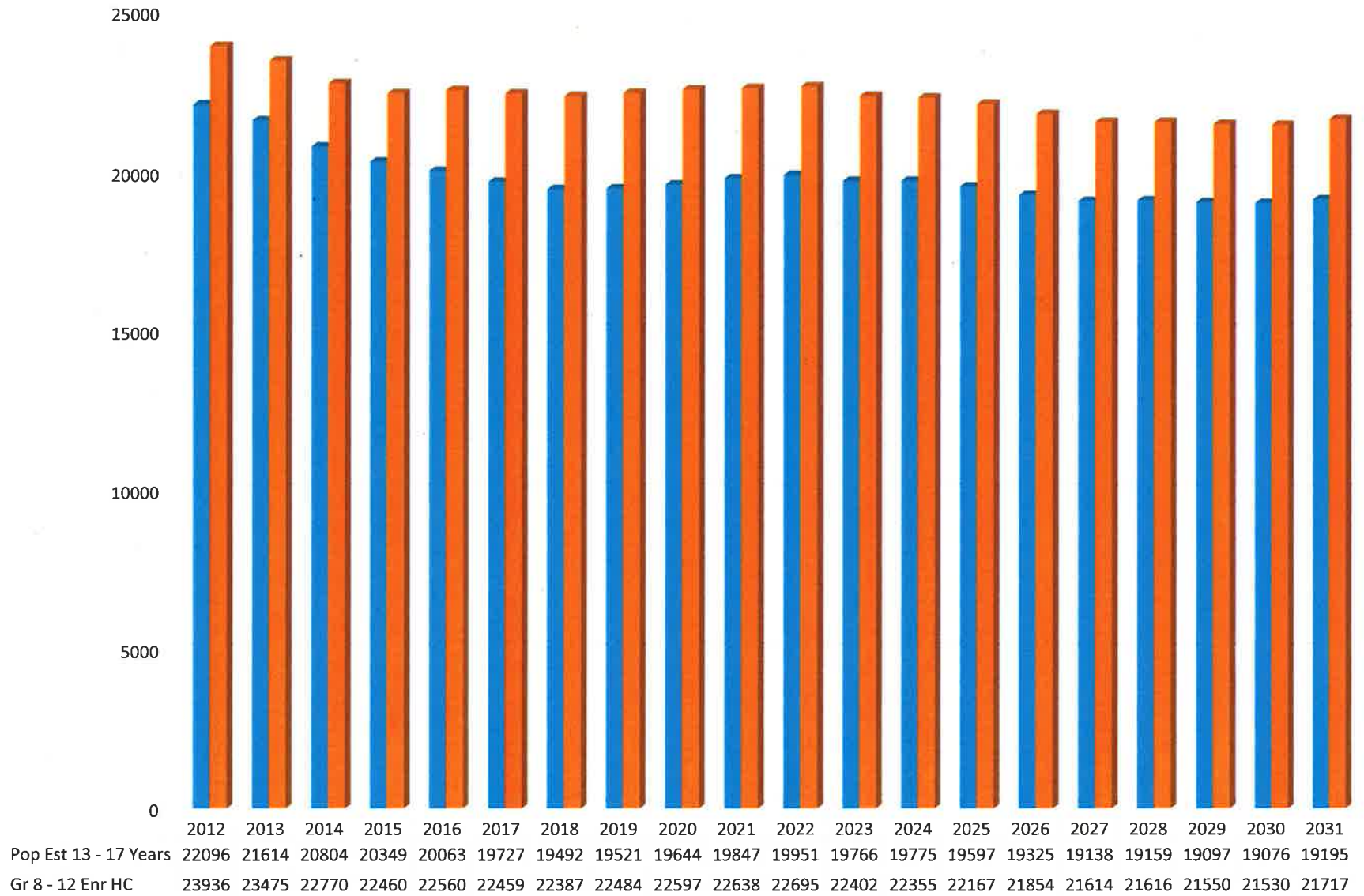
### Date and Time of Next Meeting

Wednesday, February 1, 2017 at 5:00 pm in Room 180

## Population vs Enrolment 2012-2031

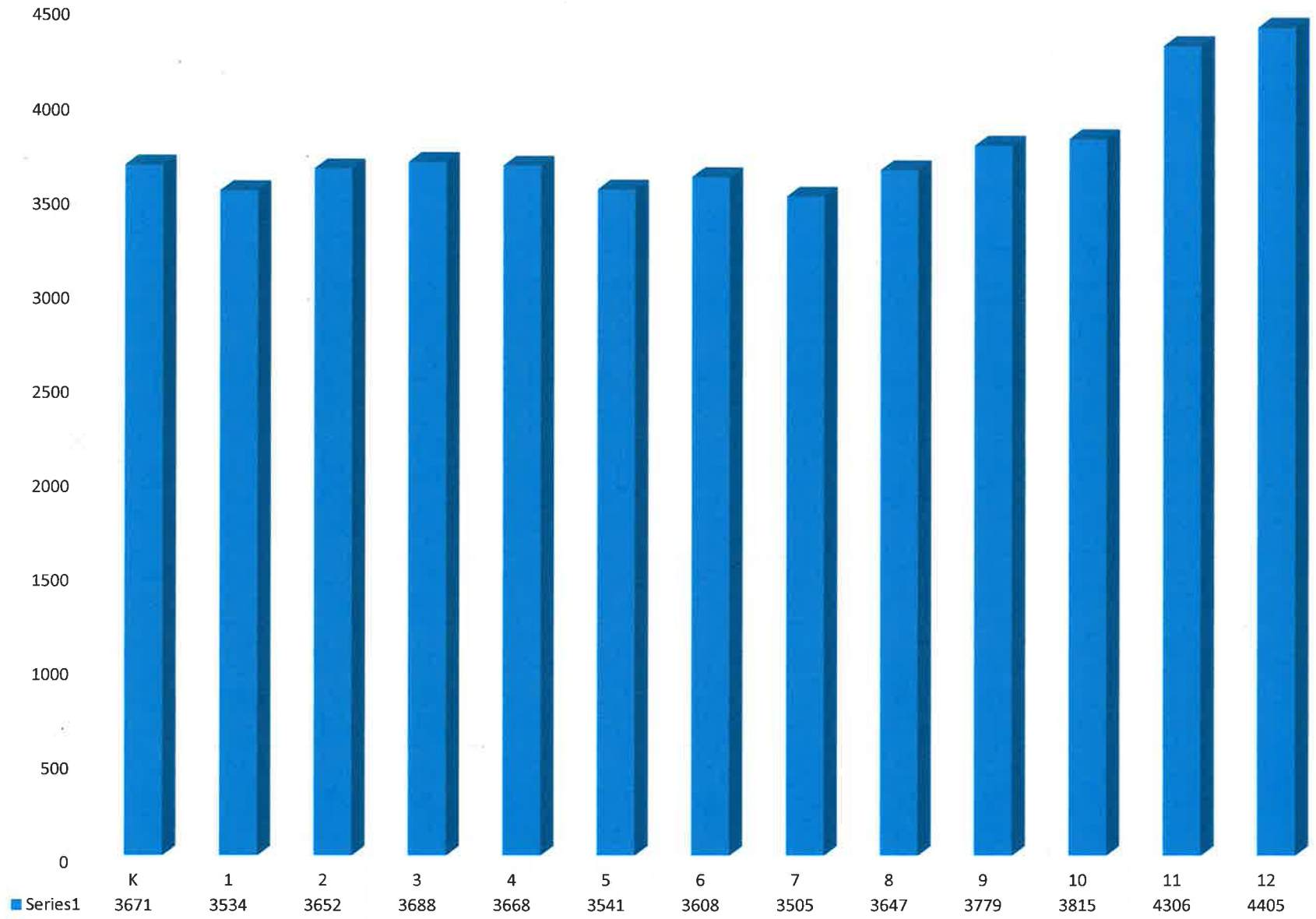


## Grade 8 - 12 Enrolment

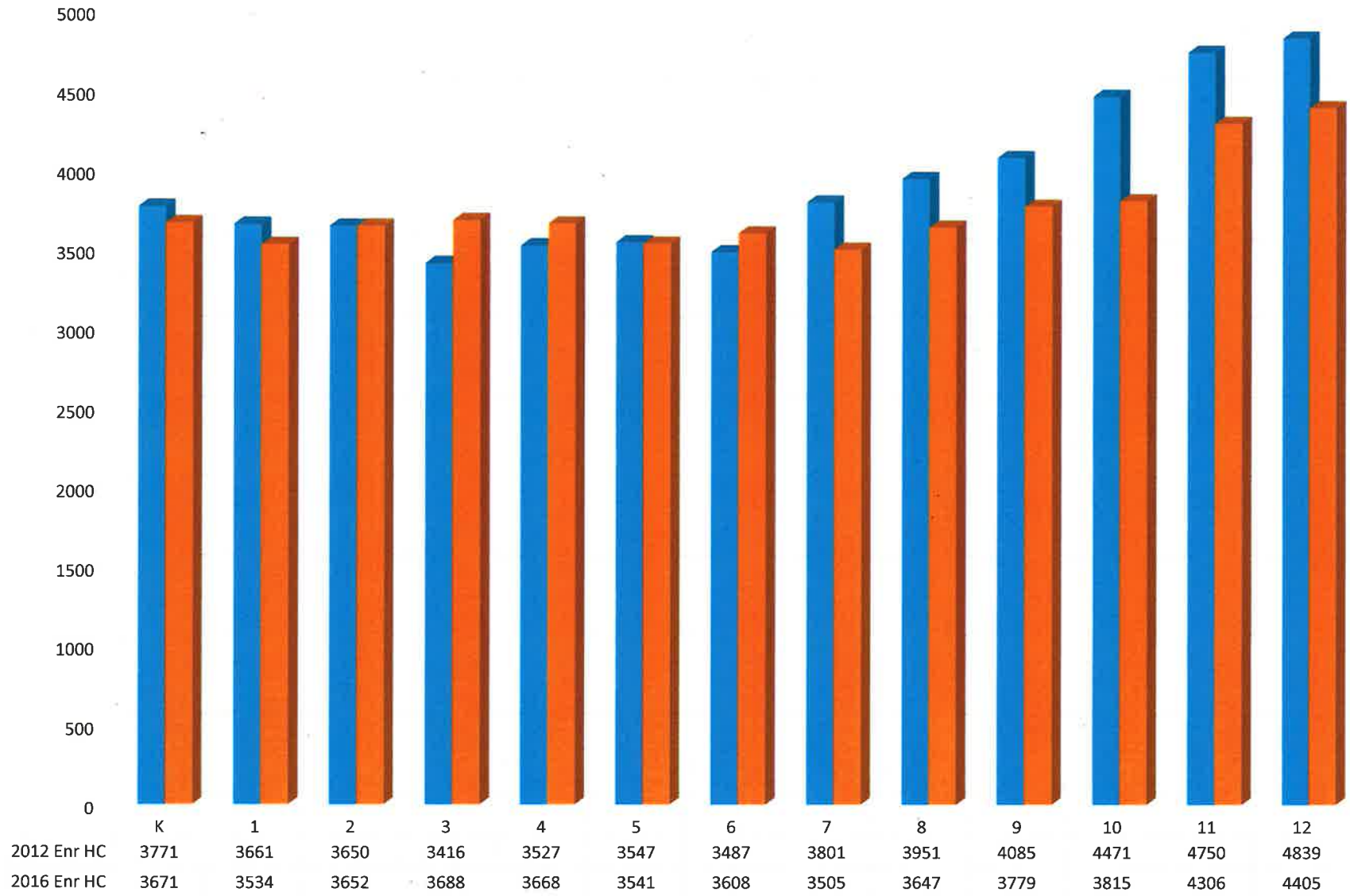


■ Pop Est 13 - 17 Years    
 ■ Gr 8 - 12 Enr HC

## 2016 Grade Cohort Size

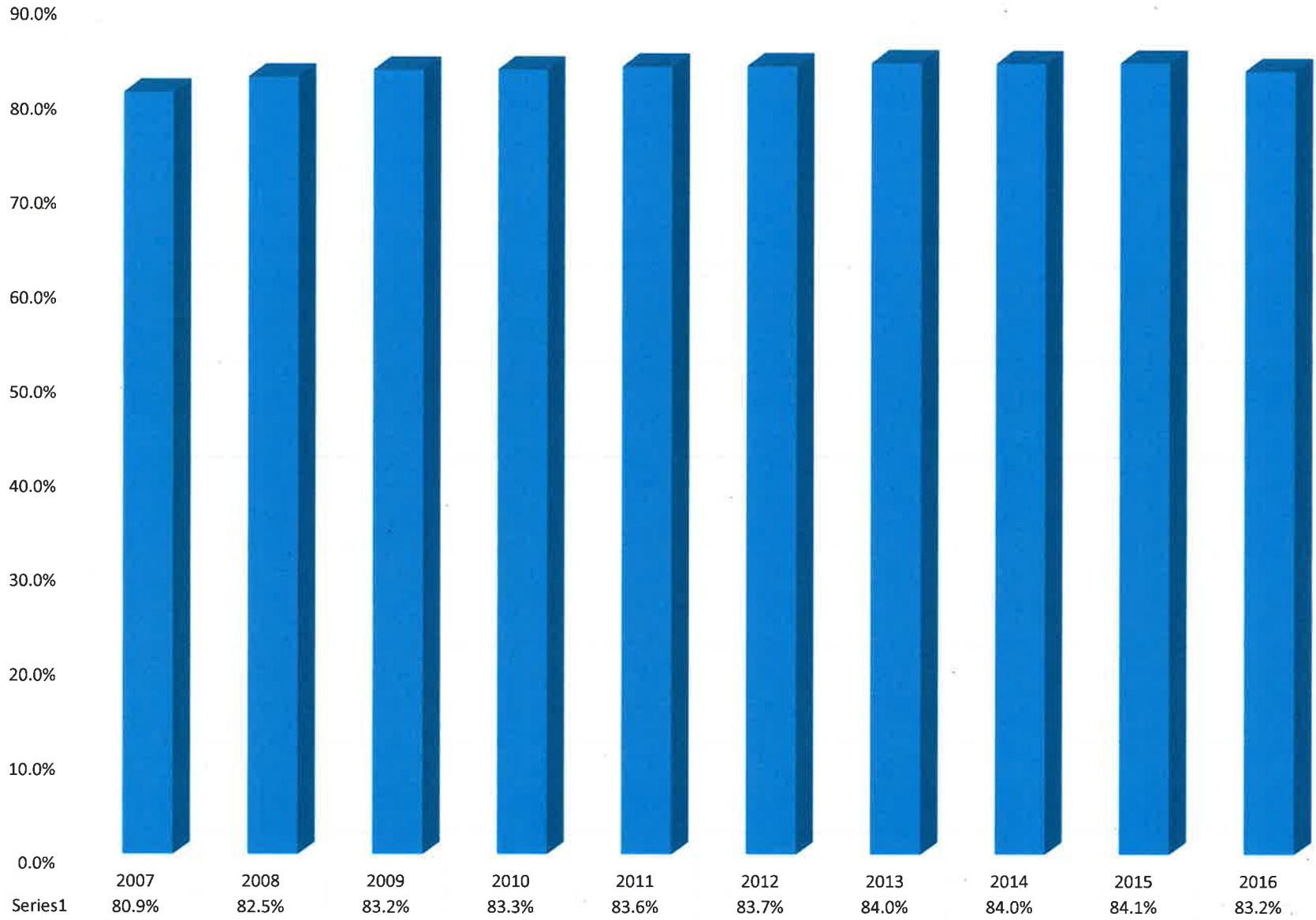


### 2012 vs 2016 Cohort Size



■ 2012 Enr HC ■ 2016 Enr HC

# Market Share



Elementary Choice Programs	KF	1	2	3	4	5	6	7	Grand Total
39 District Arts Program	22	24	24	24	24	27	22	21	188
39 Early French Immersion	514	555	553	522	491	499	469	450	4053
39 Intensive French							80	65	145
39 Int'l Baccalaureate Elementary	33	34	35	37	23	29	31	13	235
39 Late French Immersion							84	67	151
39 Mandarin/Bilingual Program	20	23	24	22	50	67	60	33	299
39 Montessori Program	64	71	68	67	73	80	56	57	536
<b>Grand Total</b>	<b>653</b>	<b>707</b>	<b>704</b>	<b>672</b>	<b>661</b>	<b>702</b>	<b>802</b>	<b>706</b>	<b>5607</b>



Sec Choice Programs	8	9	10	11	12	Grand Total
39 Britannia Hockey Academy	6	9	15	5	4	39
39 Byng Arts Mini	84	86	84	88	81	423
39 Churchill Ideal Mini	29	27	21	23	21	121
39 Churchill Synergy		28	27	20	2	77
39 David Thompson Odyssey	28	29	26	24	26	133
39 Early French Immersion	302	322	282	282	327	1515
39 Hamber Challenge	1	68	58	61	43	231
39 Int'l Baccalaureate Certificate				43	45	88
39 Int'l Baccalaureate Diploma	1		1	147	148	297
39 Magee SpArts	23	27	28	31	25	134
39 Mandarin/Bilingual Program	26	28	19	21	29	123
39 Mini School	150	149	169	138	143	749
39 Prince of Wales TREK			112			112
39 Vancouver Technical Flex Humanities	29	23	26			78
39 Vancouver Technical Summit	30	30	30			90

OC Enr		2016	2015	2014	2013	2012
Total:	Kindergarten	584	591	606	653	682
Total:	Elementary	5,755	5,792	5,877	6,163	6,173
Total:	Secondary	3,695	3,891	4,100	4,266	4,277

% of Reg Enr		2016	2015	2014	2013	2012
Total:	Kindergarten	19%	20%	19%	21%	22%
Total:	Elementary	25%	25%	25%	26%	26%
Total:	Secondary	26%	26%	27%	27%	26%

% of Total Enr		2016	2015	2014	2013	2012
Total:	Kindergarten	16%	16%	16%	17%	18%
Total:	Elementary	20%	20%	20%	21%	21%
Total:	Secondary	18%	19%	20%	20%	19%

Change in OC Enr		2016 vs 2015	2016 vs 2014	2016 vs 2013	2016 vs 2012
Total:	Kindergarten	-7	-22	-69	-98
Total:	Elementary	-37	-122	-408	-418
Total:	Secondary	-196	-405	-571	-582
Grand Total		-240	-549	-1048	-1098

AE Sept Claim	FTE
School Age	56.5
<b>Non Grad Adult</b>	<b>97.25</b>
Grad Adult	76.75

DL Sept Claim	FTE
All Programs	402



# Memorandum

vancouver school board



Item 2

December 16, 2016

TO: Management Coordinating --Committee I  
FROM: Rob Schindel, Director of Instruction  
RE: Adult Education Enrollment and Program Capacity Update

**INTRODUCTION:**

This report is provided for information. No action is required.

Connection to the VBE Strategic Plan:  
Goal #1: Engage our learners through innovative teaching and learning practices.  
Objective: Provide increased opportunities to connect students to their learning.

**BACKGROUND:**

The Vancouver School District offers credit programs for adults who wish to undertake academic upgrading, improve their English language skills or pursue a graduation diploma. Presently, the program consists of the following:

- three adult education centres including Gathering Place, Main Street at Gladstone, and South Hill
- two youth programs which include Kiwassa and RAIL (Roberts Alternative Individualized Learning)

Over several years, the following funding model changes have occurred which have impacted funding levels received from the Ministry of Education:

- From 2008-2012 the Education Guarantee provided funding for upgrading for academic, and elective courses as well as for Foundation courses.
- On July 1, 2010, new funding and audit rules including the 10/10 criteria were strictly enforced through the audit process.
- On July 1, 2012 the Education Guarantee changed and only academic and Foundation courses were eligible for ministry funding.
- On May 1, 2015, the Education Guarantee changed again and only the 26 Foundation courses continue to be eligible for ministry funding.

**ANALYSIS**

Table A below outlines the historical enrolment of the adult education program. It should be noted that international students and school aged students in youth programs are not included in the table below. In addition, for 2015/16, there were 57 FTE international fee paying students and 100 FTE fee paying graduated adults.

**TABLE A—Historical AE FTE & HEADCOUNT ENROLMENT SUMMARY**

	2013/14 Actual FTE	Head Count	2014/15 Actual FTE	Head Count	2015/16 Actual FTE	Head Count
<b>School Age</b>	322	1067	258	932	208	714
<b>Non-Grad</b>	720	2568	516	1909	367	1316
<b>G.A.</b>	703	3026	702	2908	237	1017
<b>TOTAL</b>	1,745	6661	1476	5749	812	3047

The projected enrollment for 2016/17 is 634 FTE which includes:

- 163 FTE school age students
- 286 FTE non-graduated adults over 19
- 185 FTE graduated adults

**TABLE B--Enrollment by Site-as of December 14, 2016**

Site	School Age FTE	School Age Headcount	Non-Grad Adults FTE	Non-Grad Adults Headcount	Graduated Adults FTE	Graduated Adults Headcount
<b>Gathering Place</b>	0.625	3	10.375	58	2.125	9
<b>Main Street</b>	35.375	157	65.75	285	48.375	247
<b>South Hill</b>	54.750	226	74.5	357	70.875	361
<b>TOTAL</b>	90.75	386	150.625	700	121.375	617

The total ministry funded enrollment up to December, 2016 is 362.75 FTE.

In addition, adult education enrolled fee paying students including:

- 42 FTE and 70 headcount for international students
- 60.125 FTE and 349 headcount for graduated adults not funded by the ministry

## AE Youth Programs

**TABLE C—Youth (under 19) Enrolment for September and November Terms in Adult Education**

	Youth Headcount 2014/15	Youth Headcount 2015/16	Youth Headcount 2016/17	Youth Program Headcount 2014/15	Youth Program Headcount 2015/16	Youth Program Headcount 2016/17
<b>DEEC</b>	21	n/a	n/a	n/a	n/a	n/a
<b>HASTINGS</b>	59	n/a	n/a	n/a	n/a	n/a
<b>Kiwassa</b>	n/a	n/a	n/a	18	20	14
<b>Collingwood</b>	n/a	n/a	n/a	16	n/a	n/a
<b>GP</b>	50	9	3	n/a	n/a	n/a
<b>Rail</b>	n/a	n/a	n/a	23	16	15
<b>MSEC</b>	232	252	157	n/a	n/a	n/a
<b>SHEC</b>	432	392	226	n/a	n/a	n/a
<b>SH Youth</b>	n/a	n/a	n/a	36	n/a	n/a
<b>SUB TOTAL</b>	794	653	386	93	36	29
<b>TOTAL</b>	<b>886</b>	<b>691</b>				

Enrollment in the youth programs has declined from 93 students in 2014/15 when four programs were offered; 36 students in 2015/16 with two programs offered and 29 students in 2016/17 with two programs offered.

## Adult Education Site Capacity

**TABLE D—AE Operating Capacity by Site as of September 30<sup>th</sup>**

Site	Maximum Blocks Available	Total Blocks Operating	Current Operating Capacity
<b>Main Street</b>	26	19	73%
<b>South Hill</b>	54	30	56%
<b>TOTAL</b>	80	49	61%

Note: Gathering Place has not been included in Table D as it is currently offering only a self-paced course program and a youth program.

## CONCLUSION

The adult education program continues to offer a variety of opportunities for adult learners to complete graduation requirements or upgrading including self-paced, and structured course offerings. In addition, two youth programs are offered for school aged students who are under the age of 19 and enrollment has continually declined over the past three years.

Adult Education enrollment continues to decline for ministry funded students from 1745 FTE in 2013/14 to 812 FTE in 2015/16. The projected enrollment for 2016/17 is 634 FTE representing a decline of 22% compared to the previous year.

Based on program enrollment as of September 30<sup>th</sup>, 2016, operational capacity is currently under-utilized.